FLORHAM PARK BOARD OF EDUCATION

RENOVATIONS AND ALTERATIONS TO RIDGEDALE MIDDLE SCHOOL

71 RIDGEDALE AVENUE, FLORHAM PARK
MORRIS COUNTY, NEW JERSEY 07932

STATE PROJECT #1530-030-19-3000

General Notes:

1. ALL WORK SHALL CONFORM TO THE INTERNATIONAL BUILDING CODE-2015 NEW JERSEY EDITION AND ALL OTHER APPLICABLE CODES, ORDINANCES, ETC. FOR NEW JERSEY STATE AND THE LOCAL AUTHORITY HAVING JURISDICTION.

2. CONTRACTOR SHALL BE RESPONSIBLE FOR VISITING THE SITE AND FAMILIARIZING HIMSELF WITH THE EXISTING CONDITIONS AND SCOPE OF THE WORK PRIOR TO SUBMITTING BIDS AND COMMENCING WORK.

3. CONTRACTOR SHALL BE SOLELY RESPONSIBLE FOR ALL SAFE WORKING CONDITIONS AND SHALL OBSERVE ALL SAFETY REQUIREMENTS ESTABLISHED BY JURISDICTIONAL AGENCIES AND THE OWNER. WHERE CONFLICTS EXIST, THE MORE STRINGENT REQUIREMENT SHALL APPLY. CARE SHALL BE EXERCISED TO AVOID ENDANGERING PERSONNEL OR STRUCTURES.

4. THE CONTRACTOR SHALL BE RESPONSIBLE FOR CONSTRUCTION METHODS, PROCEDURES AND JOB SITE CONDITIONS INCLUDING SAFETY. CONSTRUCTION SHALL BE PERFORMED IN SUCH A MANNER TO PROTECT WORKMEN, OCCUPANTS AND THE PUBLIC FROM INJURY AND ADJOINING PROPERTY SHALL BE PROTECTED FROM DAMAGE BY USE OF SCAFFOLDING, UNDERPINNING OR OTHER APPROVED METHOD. THE CONTRACTOR SHALL REPAIR ANY AND ALL DAMAGE CAUSED DURING OR RESULTING FROM HIS OPERATIONS IN KIND TO THE SATISFACTION OF THE OWNER AT NO ADDITIONAL COST TO THE OWNER.

5. THE CONTRACTOR SHALL MAINTAIN THE JOB SITE IN A CLEAN, DEBRIS FREE CONDITION. THE DUST RESULTING FROM REMOVALS SHALL BE CONTROLLED SO AS TO PREVENT ITS SPREAD TO OCCUPIED PORTIONS OF THE BUILDING AND TO AVOID CREATION OF A NUISANCE IN THE SURROUNDING AREA.

6. CONTRACTOR SHALL SECURE ALL REQUIRED PERMITS, APPROVALS, ETC. PRIOR TO COMMENCING WORK AND SHALL SECURE CERTIFICATE OF OCCUPANCY UPON COMPLETION OF WORK.

7. CONTRACTOR SHALL BE RESPONSIBLE TO DISPOSE OF ALL DEMOLISHED MATERIAL OFF SITE IN AN APPROVED MANNER. THE OWNER SHALL BE CONSULTED PRIOR TO DISPOSAL OF ANY SALVAGED OR EXCESS MATERIALS AT THE COMPLETION OF THE PROJECT.

8. UPON COMPLETION OF WORK, ALL EXCESS MATERIAL, DEBRIS, ETC. SHALL BE REMOVED AND THE WORK AREA SHALL BE LEFT CLEAN TO THE OWNER'S SATISFACTION.

9. ALL WORK SHALL BE SCHEDULED IN COMPLIANCE WITH THE OWNER'S REQUIREMENTS FOR THE USE OF THE EXISTING FACILITY.

10. CONTRACTOR SHALL FURNISH ALL EQUIPMENT THAT MAY BE REQUIRED TO PERFORM THE WORK INDICATED IN A SAFE AND ORDERLY MANNER.

11. THE CONTRACTOR SHALL BE RESPONSIBLE FOR THE RELOCATION AND TEMPORARY SUPPORT OF ANY UTILITIES ENCOUNTERED DURING THE COURSE OF HIS WORK AND TO ENSURE THE OWNER'S FACILITY TO BE OPERATIONAL.

12. THE CONTRACTOR SHALL REVIEW DRAWINGS AND FIELD VERIFY ALL DIMENSIONS, CONDITIONS AND ELEVATIONS PRIOR TO COMMENCING WORK. THE CONTRACTOR SHALL REPORT ANY DISCREPANCIES AND ADDRESS ALL QUESTIONS TO ARCHITECT PRIOR TO COMMENCING WORK.

13. THE CONTRACTOR SHALL BE RESPONSIBLE FOR CUTTING, PATCHING, FILLING AND CLEANING UPON COMPLETION OF WORK.

14. THE CONTRACTOR SHALL NOT SCALE DRAWINGS FOR DIMENSIONS. ALL WRITTEN OR DIMENSIONED INFORMATION TAKES PRECEDENCE OVER THE DRAWING.

15. THE CONTRACTOR SHALL SUBMIT, WHERE REQUIRED, SHOP DRAWINGS TO THE ARCHITECT FOR APPROVAL PRIOR TO THE START OF FABRICATION OF THOSE ITEMS. REFER TO SPECIFICATIONS FOR ADDITIONAL INFORMATION.

16. THE CONTRACTOR SHALL PROVIDE THE OWNER AND ARCHITECT WITH CERTIFICATES OF INSURANCE PRIOR TO STARTING THE WORK.

17. THE CONTRACTOR SHALL SHALL BE RESPONSIBLE FOR SHORING AND BRACING OF EXISTING STRUCTURES AS NEEDED TO COMPLETE THE NEW WORK.

18. ALL MANUFACTURER'S MATERIALS, COMPONENTS, FASTENERS, ASSEMBLIES, ETC. SHALL BE HANDLED AND INSTALLED IN ACCORDANCE TO WITH MANUFACTURERS INSTRUCTIONS AND RECOMMENDATIONS. WHERE BRAND NAMES AND MANUFACTURED PRODUCTS ARE CALLED FOR, APPROVED EQUALS WHICH MEET APPLICABLE STANDARDS AND SPECIFICATIONS MAY BE SUBSTITUTED WITH WRITTEN PERMISSION OF THE ARCHITECT AND THE OWNER. WHENEVER BRAND NAMES OR SPECIFIC PRODUCT SYSTEMS ARE INDICATED IT SHALL BE CLEARLY UNDERSTOOD THAT SUCH IDENTIFICATION IS FOR THE PURPOSE OF ILLUSTRATING THE TYPE OF PRODUCT AND DEGREE OF QUALITY DESIRED. SUCH IDENTIFICATION IN NO WAY PRECLUDES THE CONTRACTOR FROM USING PRODUCTS OF OTHER MANUFACTURERS WHICH CAN BE SHOWN IN ADVANCE TO BE OF LIKE AND OF EQUAL QUALITY.

19. ALL CHANGES SHALL BE REQUESTED IN WRITING AND MAY ONLY BE APPROVED IN WRITING BY THE ARCHITECT AND THE OWNER PRIOR TO ANY CHANGES BEING MADE.

20. THE ARCHITECT HAS THE RIGHT TO REJECT ANY PORTION OF WORK THAT IS POORLY INSTALLED, DOES NOT MEET INDUSTRY STANDARD, UNAUTHORIZED, OR WORK DONE CONTRARY TO THE THE INTENT OF THE CONTRACT DOCUMENTS. SUCH WORK SHALL BE REPLACED, REPAIRED OR REMOVED AT THE CONTRACTOR'S EXPENSE.

21. THE CONTRACTOR SHALL GUARANTEE ALL HIS WORK AND THE WORK OF HIS SUBCONTRACTORS FOR A PERIOD ONE YEAR AFTER RECEIVING FINAL ACCEPTANCE AND DO ALL REPAIR WORK AND REPLACEMENT AS NECESSARY DURING THAT PERIOD AT THE CONTRACTOR'S EXPENSE.

22. IN NO EVENT SHALL STRUCTURAL MEMBERS BE CUT OR DRILLED WITHOUT THE WRITTEN APPROVAL OF A LICENSED STRUCTURAL ENGINEER.

23. THE CONTRACTOR SHALL PROVIDE SAFE AND SANITARY CONDITIONS WHERE DEMOLITION AND WRECKING OPERATIONS ARE BEING CARRIED ON. WORK SHALL BE EXECUTED IN SUCH A MANNER THAT HAZARD FROM FIRE, POSSIBILITY OF INJURY, DANGER TO HEALTH AND CONDITIONS WHICH MAY CONSTITUTE A PUBLIC NUISANCE SHALL BE MINIMIZED.

Applicable Codes:

1. JURISDICTION: STATE OF NEW JERSEY

2. APPLICABLE CODES:
   - A. INTERNATIONAL BUILDING CODE/ 2015 NEW JERSEY EDITION
   - B. ASHRAE 90.1-2013
   - C. INTERNATIONAL MECHANICAL CODE/ 2015
   - D. INTERNATIONAL FUEL GAS CODE/ 2015
   - E. NATIONAL ELECTRIC CODE/ 2014
   - F. NATIONAL STANDARD PLUMBING CODE/ 2015
   - G. NEW JERSEY DEPARTMENT OF EDUCATION/ EDUCATIONAL FACILITIES N.J.A.C. 6A:-26
   - H. N.J.A.C. 5:23-6 REHABILITATION SUB CODE
   - I. N.J.A.C. 5:23-7 BARRIER FREE SUBCODE AND ICC-ANSI A117.1-2009
   - J. NEW JERSEY UNIFORM CONSTRUCTION CODE TITLE 6, CHAPTER 23, SUBCHAPTERS 1-12

3. USE GROUP/ OCCUPANCY: IBC/ 2015 NEW JERSEY EDITION, SECTION 305.1: E-EDUCATIONAL

Location Map

NOT TO SCALE

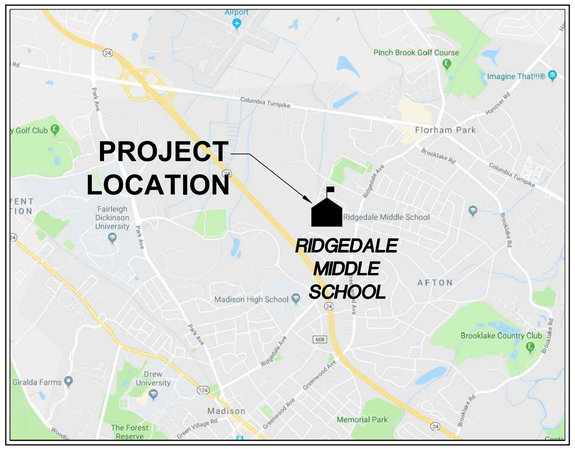

Key Plan

NOT TO SCALE

NORTH

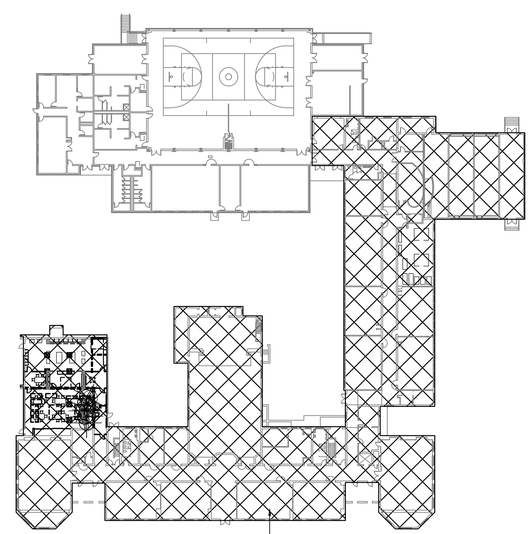

Drawing Index

SHEET NO.	DESCRIPTION
A0.00	COVER SHEET
SP.21	PROPOSED SITE PLAN
A2.01	FIRST FLOOR PROPOSED PLAN
A2.02	FIRST FLOOR REFLECTED CEILING PLAN
A2.03	SECOND FLOOR PLANS
A2.04	ROOF PLAN
A2.05	ENLARGED PLANS
A2.06	ENLARGED MEDIA CENTER PLANS
MEP.1	BASEMENT MEP PLAN
MEP.2	GROUND FLOOR MEP PLAN
MEP.3	SECOND FLOOR MEP PLAN

Certification

FLORHAM PARK BOARD OF EDUCATION

THE BOARD OF EDUCATION HAS REVIEWED AND APPROVED THE DRAWINGS AND SPECIFICATIONS

SUPERINTENDENT OF SCHOOLS DATE

PRESIDENT, FLORHAM PARK BOARD OF EDUCATION DATE

NJ Certificate of Authorization	
Eng'r. Nos.	24GA27937500
Arch. Nos.	21AC00012400
Date	05/24/19
Checked	AR
Drawn	KR

KENNETH H. KARLE, R.A.
Title REGISTERED ARCHITECT
License No. NJ21AI00890600

Revisions:

LAN ASSOCIATES
engineering • planning • architecture • surveying
445 GODWIN AVENUE, MIDLAND PARK, N.J. 07432 (201)447-6400

COVER SHEET
RENOVATIONS AND ALTERATIONS TO RIDGEDALE MIDDLE SCHOOL
FLORHAM PARK BOARD OF EDUCATION
FLORHAM PARK, MORRIS COUNTY, NJ

State Project#: 1530-030-19-3000

Job No. 2.2750.39.03

File No. 27503903A000

A0.00

\\lan-nj.com\projects\200-AE\2700-2799\2750\2750.39.03\Cad\Dwgs\27503903_A000.dwg 5/24/2019 1:19:26 PM

GRAPHIC SCALE

60 0 30 60 120 240

(IN FEET)
1 inch = 60 ft.

NJ Certificate of Authorization	
Eng'r. Nos.	24GA27937500
Arch. Nos.	21AC00012400
Date	5/24/19
Checked	EB
Drawn	PRE

ERIK E. BOE, P.E.
Title PROFESSIONAL ENGINEER License No. NJ24GE04669100

Revisions:

LAN ASSOCIATES
engineering • planning • architecture • surveying
445 GODWIN AVENUE, MIDLAND PARK, N.J. 07432 (201)447-6400

PROPOSED SITE PLAN
RIDGEDALE MIDDLE SCHOOL
71 RIDGEDALE AVENUE
LOT 1, BLOCK 2201
FLORHAM PARK, MORRIS COUNTY, NJ 07932

Job No. 2.2750.39.3
File No. 27503903C1

SP.21

SHEET 1 OF 1

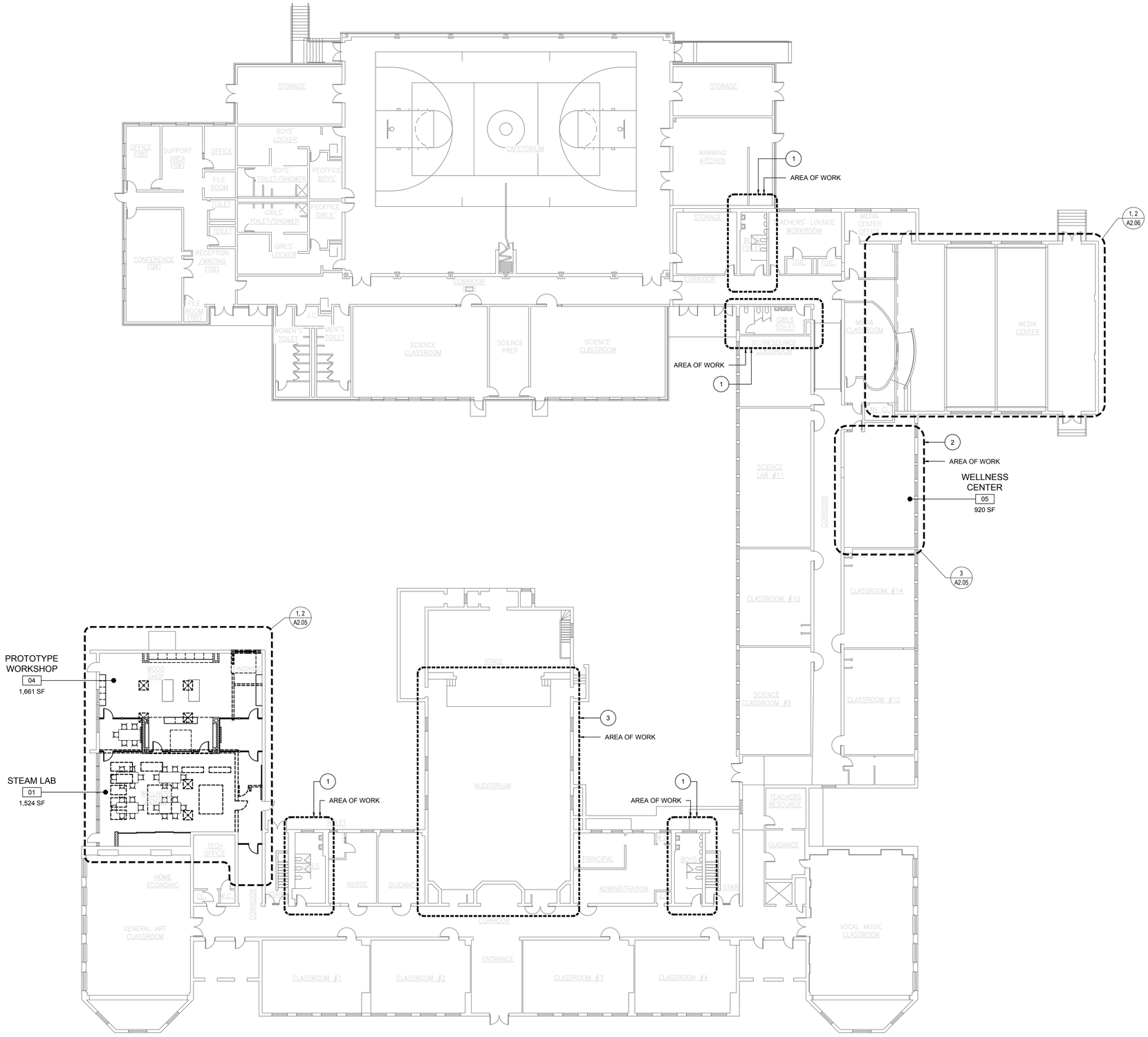

1 A2.01 FIRST FLOOR PROPOSED PLAN

1/16" = 1'-0"

General Notes

1. CONTRACTOR SHALL INSTALL THROUGH-PENETRATION FIRESTOPS, DRAFT-STOPS, FIRE CAULKING, ETC. AS REQUIRED AT ALL ROOF/WALL PENETRATIONS TO ENSURE THE STRUCTURAL INTEGRITY AND CONT. FIRE RATING OF THE ASSEMBLY.
2. ALL DIMENSIONS ARE FROM FACE OF FINISH MATERIALS, AND REPRESENT CLEAR AREA.
3. CONTRACTOR SHALL FIELD VERIFY ALL EXISTING AND PROPOSED DIMENSIONS PRIOR TO INSTALLATION/CONSTRUCTION.

Key Notes

1. RENOVATE BATHROOM IN ITS ENTIRETY. REMOVE AND REPLACE ALL ITEMS IN BATHROOM INCLUDING BUT NOT LIMITED TO; MUDSET WALL TILING, FLOOR TILE, BATHROOM PARTITION/ STALLS, CABINET HEATER COVER, ACT SUSPENDED CEILING AND LIGHTS. REMOVE AND REPLACE PLUMBING FIXTURES INCLUDING BUT NOT LIMITED TO; URINALS AND (OR) TOILETS, SINKS, AS WELL AS ASSOCIATED ITEMS SUCH AS PIPING AND CLEAN OUTS. REMOVE AND REPLACE ALL BATHROOM ACCESSORIES TO INCLUDE BUT NOT LIMITED TO; MIRRORS, TOILET PAPER HOLDER, GARBAGE CONTAINER IN STALLS, SOAP DISPENSER AND HAND DRYER. PATCH AND REPAIR AS NEEDED. PAINT WALLS ABOVE TILE AND CEILING (IF APPLICABLE).
2. REMOVE AND RELOCATE ALL WELLNESS CENTER EQUIPMENT FROM THE EXISTING CLASSROOM TO IT'S NEW LOCATION.
3. AUDITORIUM RENOVATION. REMOVE AND REPLACE SEATING, AUDITORIUM LIGHTING, STAGE LIGHTING VCT AND CARPET. PAINT ALL WALLS AND CEILINGS. PATCH AND REPAIR SURFACES AS REQUIRED TO PREPARE TO BE PAINTED. ABATE CEILING FOR ASBESTOS. AUDIO UPGRADES AND RELOCATE TO BALCONY.

Legend

SYMBOL	DESCRIPTION
	EXISTING DOOR TO REMAIN
	NEW DOOR, SEE DOOR SCHEDULE
	EXISTING WALL TO REMAIN
	NEW WALL - SEE WALL TYPES (HATCH PATTERNS MAY VARY FOR EACH WALL TYPE)
	NEW WALL - SEE WALL TYPES (HATCH PATTERNS MAY VARY FOR EACH WALL TYPE)
1	CONSTRUCTION KEYNOTE
	AREA OF WORK

Scope of Work

1. EXISTING SLATE ROOF REPAIRS (±15,000SF);
2. REPLACEMENT OF DAMAGED SIDEWALKS (±6,000SF);
3. RENOVATION OF SIX (6) EXISTING BATHROOMS (±1,800SF);
4. RENOVATIONS TO EXISTING WELLNESS CENTER, WOOD SHOP AND MEDIA CENTER INTO NEW LEARNING COMMONS AND STEM LAB (±1,500SF);
5. RENOVATION TO AUDITORIUM SEATING, HOUSE AND STAGE LIGHTING, AUDIO SYSTEM AND FINISHES (±4,000SF);
6. REPLACEMENT OF EXISTING STAGE AIR CONDITIONING UNIT;
7. REPLACEMENT OF EXISTING DDC CONTROLS AND HVAC SYSTEM IN INSTRUCTIONAL;
8. REPLACEMENT OF EXISTING BOILERS WITH HIGH EFFICIENCY BOILERS;
9. REPLACEMENT OF EXISTING EMERGENCY GENERATOR;
10. REPLACEMENT OF EXISTING CEILING AND LIGHTING SYSTEM (±12,000SF);
11. INSTALLATION OF NEW RETAINING WALL AT SERVICE ENTRANCE (±300SF);
12. MILL AND REPAVE EXISTING PARKING LOTS AND ACCESS DRIVES (±110,000SF).

State Project#: 1530-030-19-3000

NJ Certificate of Authorization	
Eng'r. Nos.	24GA27937500
Arch. Nos.	21AC00012400
Date	05/24/19
Checked	AR
Drawn	KR

KENNETH H. KARLE, R.A.
Title REGISTERED ARCHITECT
License No. NJ21AI00890600

Revisions:

LAN ASSOCIATES
engineering • planning • architecture • surveying
445 GODWIN AVENUE, MIDLAND PARK, N.J. 07432 (201)447-6400

FIRST FLOOR PROPOSED PLAN
RENOVATIONS AND ALTERATIONS TO RIDGEDALE MIDDLE SCHOOL
FLORHAM PARK BOARD OF EDUCATION
FLORHAM PARK, MORRIS COUNTY, NJ

Job No. 2.2750.39.03
File No. 27503903A201

A2.01

\\lan-nj.com\projects\200-AE\2700-2799\2750\2750.39.03\Cad\Dwgs\27503903_A201.dwg 5/24/2019 12:06:46 PM

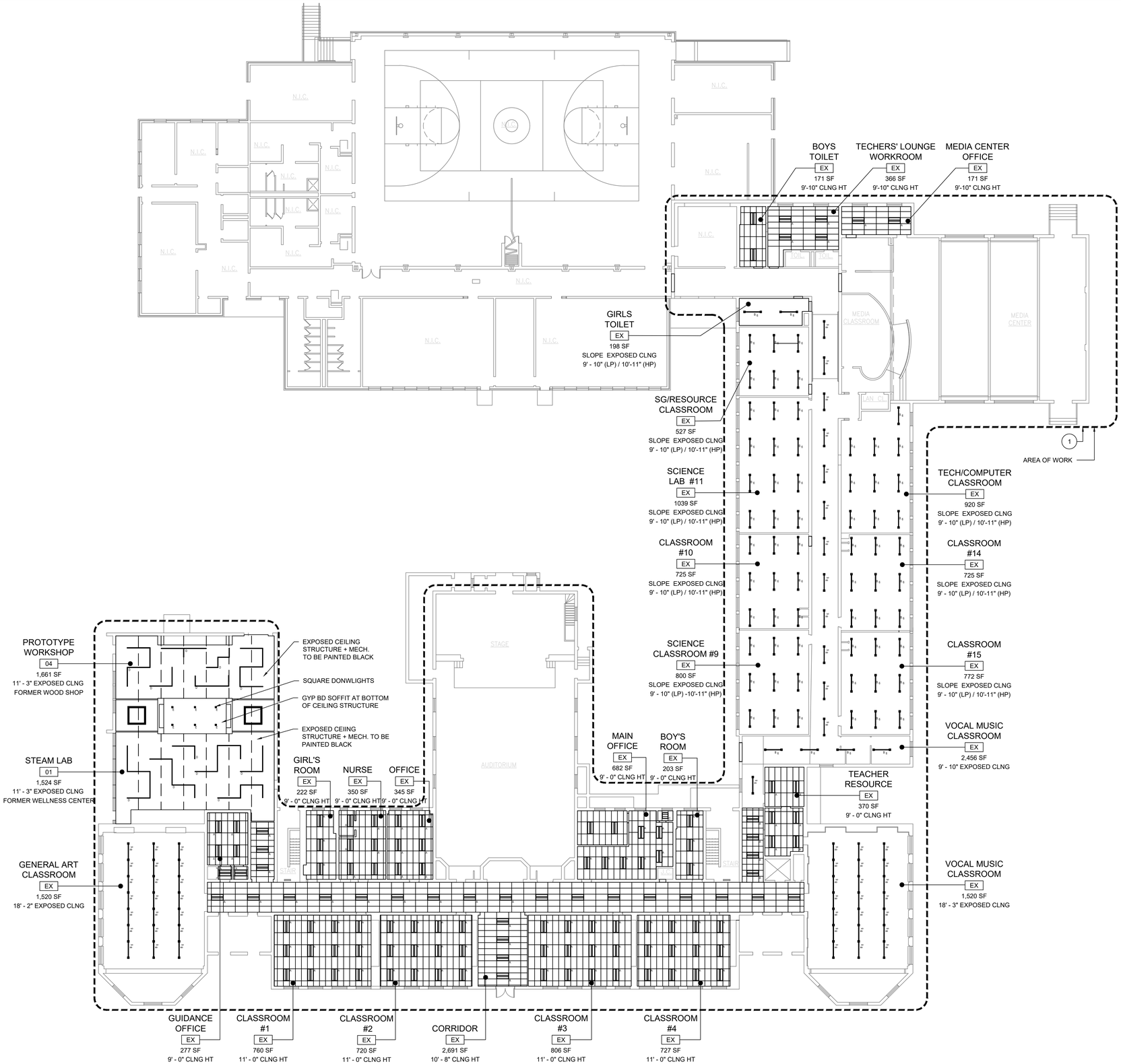

1 A2.02 FIRST FLOOR REFLECTED CEILING PLAN

1/16" = 1'-0"

General Notes

1. CONTRACTOR SHALL INSTALL THROUGH-PENETRATION FIRESTOPS, DRAFT-STOPS, FIRE CAULKING, ETC. AS REQUIRED AT ALL ROOF/WALL PENETRATIONS TO ENSURE THE STRUCTURAL INTEGRITY AND CONT. FIRE RATING OF THE ASSEMBLY.
2. ALL DIMENSIONS ARE FROM FACE OF FINISH MATERIALS, AND REPRESENT CLEAR AREA.
3. CONTRACTOR SHALL FIELD VERIFY ALL EXISTING AND PROPOSED DIMENSIONS PRIOR TO INSTALLATION/CONSTRUCTION.

Key Notes

1. REMOVE AND REPLACE EXISTING CEILING, LIGHTING AND ALL ASSOCIATED ITEMS. ALL WORK TO BE DONE IN CLASSROOMS AND CORRIDORS IN THE OLD BUILDING AND NO WORK IN THE NEW WING.

Legend

SYMBOL	DESCRIPTION
CLG-X / X' - X"	CEILING TYPE / CEILING HEIGHT
A	TRANSOM 2'x4' LED
B X	VIEW SUSPENDED LED 'X' LENGTH (X = THE LENGTH OF THE LIGHT)
C	TRANSOM 2'x2' LED
D	PEND LIGHT
E	6"X6" SQUARE DOWNLIGHT
	ACOUSTIC CEILING TILE
f	CONSTRUCTION KEYNOTE
	AREA OF WORK

NJ Certificate of Authorization	
Eng'r. Nos.	24GA27937500
Arch. Nos.	21AC00012400
Date	05/24/19
Checked	AR
Drawn	KR/AS

KENNETH H. KARLE, R.A.
Title REGISTERED ARCHITECT
License No. NJ21AI00890600

Revisions:

LAN ASSOCIATES
engineering • planning • architecture • surveying
445 GODWIN AVENUE, MIDLAND PARK, N.J. 07432 (201)447-6400

FIRST FL. REFLECTED CEILING PLAN
RENOVATIONS AND ALTERATIONS TO
RIDGEDALE MIDDLE SCHOOL
FLORHAM PARK BOARD OF EDUCATION
FLORHAM PARK, MORRIS COUNTY, NJ

State Project#: 1530-030-19-3000

Job No. 2.2750.39.03
File No. 27503903A202

A2.02

P:\200-45\2700-2799\2750\2750.39.03\Cad\Dwgs\27503903_A202.dwg 5/24/2019 2:29:05 PM

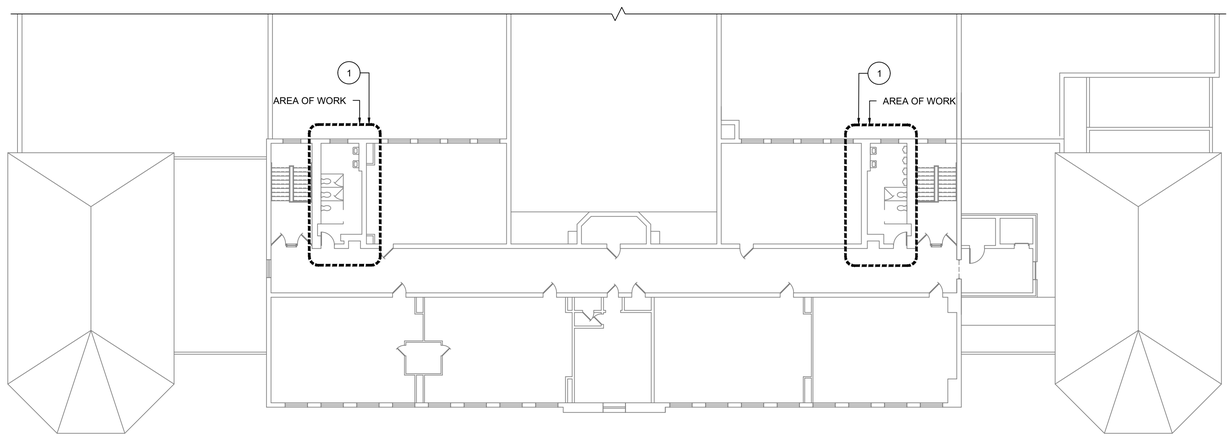

1 A2.03 SECOND FLOOR PROPOSED PLAN

1/16" = 1'-0"

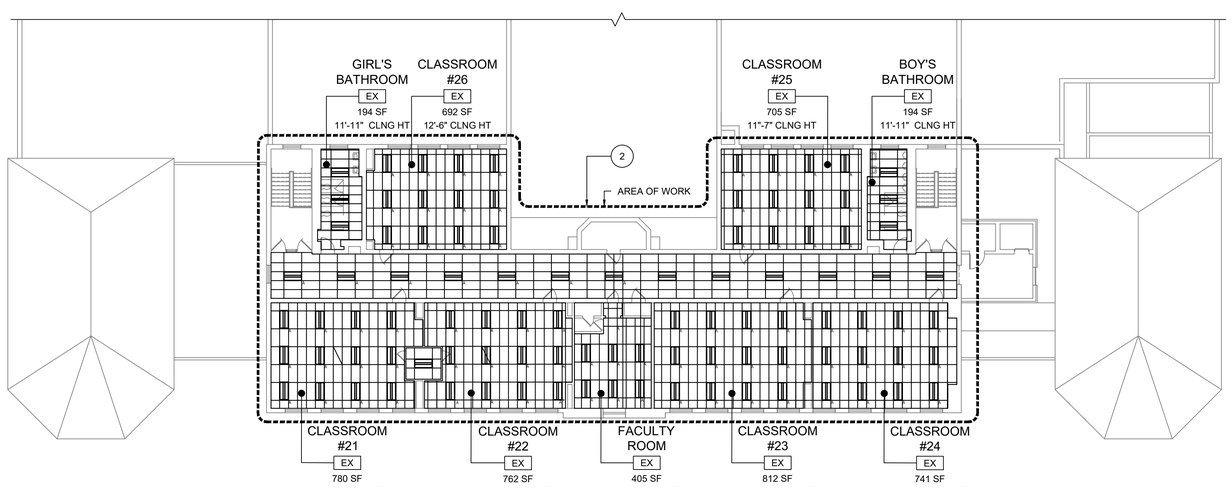

2 A2.03 SECOND FLOOR REFLECTED CEILING PLAN

1/16" = 1'-0"

General Notes

1. CONTRACTOR SHALL INSTALL THROUGH-PENETRATION FIRESTOPS, DRAFT-STOPS, FIRE CAULKING, ETC. AS REQUIRED AT ALL ROOF/WALL PENETRATIONS TO ENSURE THE STRUCTURAL INTEGRITY AND CONT. FIRE RATING OF THE ASSEMBLY.
2. ALL DIMENSIONS ARE FROM FACE OF FINISH MATERIALS, AND REPRESENT CLEAR AREA.
3. CONTRACTOR SHALL FIELD VERIFY ALL EXISTING AND PROPOSED DIMENSIONS PRIOR TO INSTALLATION/CONSTRUCTION.

Key Notes

1. RENOVATE BATHROOM IN ITS ENTIRETY. REMOVE AND REPLACE ALL ITEMS IN BATHROOM INCLUDING BUT NOT LIMITED TO; MUDSET WALL TILING, FLOOR TILE, BATHROOM PARTITION/ STALLS, CABINET HEATER COVER, ACT SUSPENDED CEILING AND LIGHTS. REMOVE AND REPLACE PLUMBING FIXTURES INCLUDING BUT NOT LIMITED TO; URINALS AND (OR) TOILETS, SINKS, AS WELL AS ASSOCIATED ITEMS SUCH AS PIPING AND CLEAN OUTS. REMOVE AND REPLACE ALL BATHROOM ACCESSORIES TO INCLUDE BUT NOT LIMITED TO; MIRRORS, TOILET PAPER HOLDER, GARBAGE CONTAINER IN STALLS, SOAP DISPENSER AND HAND DRYER. PATCH AND REPAIR AS NEEDED. PAINT WALLS ABOVE TILE AND CEILING (IF APPLICABLE).
2. REMOVE AND REPLACE EXISTING CEILING, LIGHTING AND ALL ASSOCIATED ITEMS. ALL WORK TO BE DONE IN CLASSROOMS AND CORRIDORS IN THE OLD BUILDING AND NO WORK IN THE NEW WING.

Legend

SYMBOL	DESCRIPTION
CLG-X / X'-X"	CEILING TYPE / CEILING HEIGHT
A	TRANSOM 2'x4' LED
B X	VIEW SUSPENDED LED 'X' LENGTH (X = THE LENGTH OF THE LIGHT)
C	TRANSOM 2'x2' LED
D	PEND LIGHT
E	6"X6" SQUARE DOWNLIGHT
	ACOUSTIC CEILING TILE
f	CONSTRUCTION KEYNOTE
	AREA OF WORK

NJ Certificate of Authorization	
Eng'r. Nos.	24GA27937500
Arch. Nos.	21AC00012400
Date	05/24/19
Checked	AR
Drawn	KR/AS

KENNETH H. KARLE, R.A.
Title REGISTERED ARCHITECT
License No. NJ21AI00890600

Revisions:

State Project#: 1530-030-19-3000

LAN ASSOCIATES
engineering • planning • architecture • surveying
445 GODWIN AVENUE, MIDLAND PARK, N.J. 07432 (201)447-6400

SECOND FLOOR REFLECED PLAN
RENOVATIONS AND ALTERATIONS TO
RIDGEDALE MIDDLE SCHOOL
FLORHAM PARK BOARD OF EDUCATION
FLORHAM PARK, MORRIS COUNTY, NJ

Job No. 2.2750.39.03
File No. 27503903A203

A2.03

P:\200-AE\2700-2799\2750\2750.39.03\Cad\Dwgs\27503903_A203.dwg 5/24/2019 2:23:02 PM

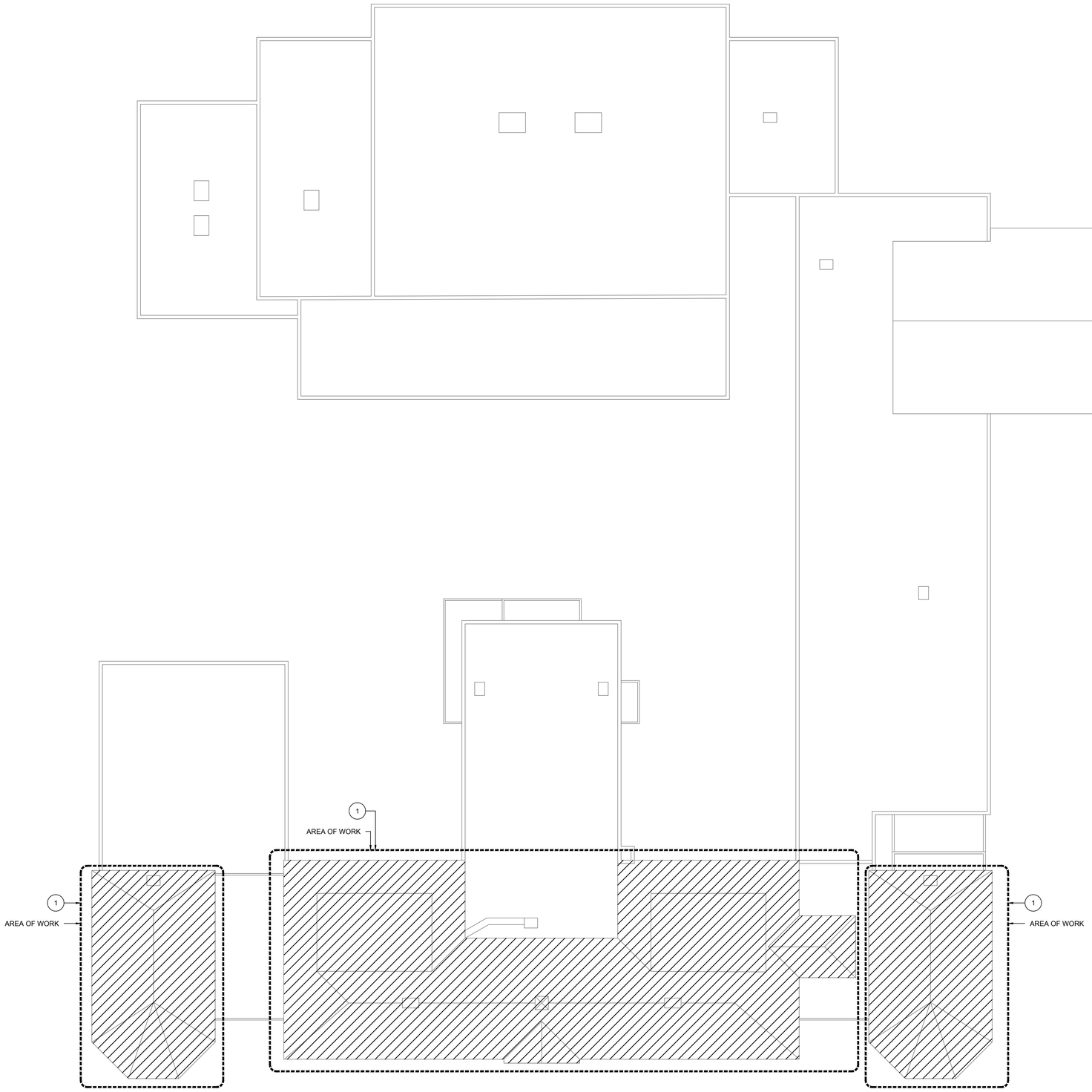

1 A2.04 ROOF PLAN
1/16" = 1'-0"

General Notes

1. CONTRACTOR SHALL INSTALL THROUGH-PENETRATION FIRESTOPS, DRAFT-STOPS, FIRE CAULKING, ETC. AS REQUIRED AT ALL ROOF/WALL PENETRATIONS TO ENSURE THE STRUCTURAL INTEGRITY AND CONT. FIRE RATING OF THE ASSEMBLY.
2. ALL DIMENSIONS ARE FROM FACE OF FINISH MATERIALS, AND REPRESENT CLEAR AREA.
3. CONTRACTOR SHALL FIELD VERIFY ALL EXISTING AND PROPOSED DIMENSIONS PRIOR TO INSTALLATION/CONSTRUCTION.

Key Notes

1. REMOVE AND REPLACE THE EXISTING SLATE ROOF IN ITS ENTIRETY. AS WELL AS REMOVE AND REPLACE ALL ASSOCIATED ITEMS TO THE SLATE ROOF TO INCLUDE BUT NOT LIMITED TO; SLATE RIDGE AND VALLEYS.

Legend

SYMBOL	DESCRIPTION
	SCOPE OF WORK
	CONSTRUCTION KEYNOTE
	AREA OF WORK

NJ Certificate of Authorization	
Eng'r. Nos.	24GA27937500
Arch. Nos.	21AC00012400
Date	05/24/19
Checked	AR
Drawn	KR

KENNETH H. KARLE, R.A.
Title REGISTERED ARCHITECT
License No. NJ21AI00890600

Revisions:

State Project#: 1530-030-19-3000

LAN ASSOCIATES
engineering • planning • architecture • surveying
445 GODWIN AVENUE, MIDLAND PARK, N.J. 07432 (201)447-6400

ROOF PLAN
RENOVATIONS AND ALTERATIONS TO RIDGEDALE MIDDLE SCHOOL
FLORHAM PARK BOARD OF EDUCATION
FLORHAM PARK, MORRIS COUNTY, NJ

Job No. 2.2750.39.03
File No. 27503903A204

A2.04

\\lan-nj.com\projects\200-AE\2700-2799\2750\2750.39.03\Cad\Dwgs\27503903_A204.dwg 5/24/2019 1:22:52 PM

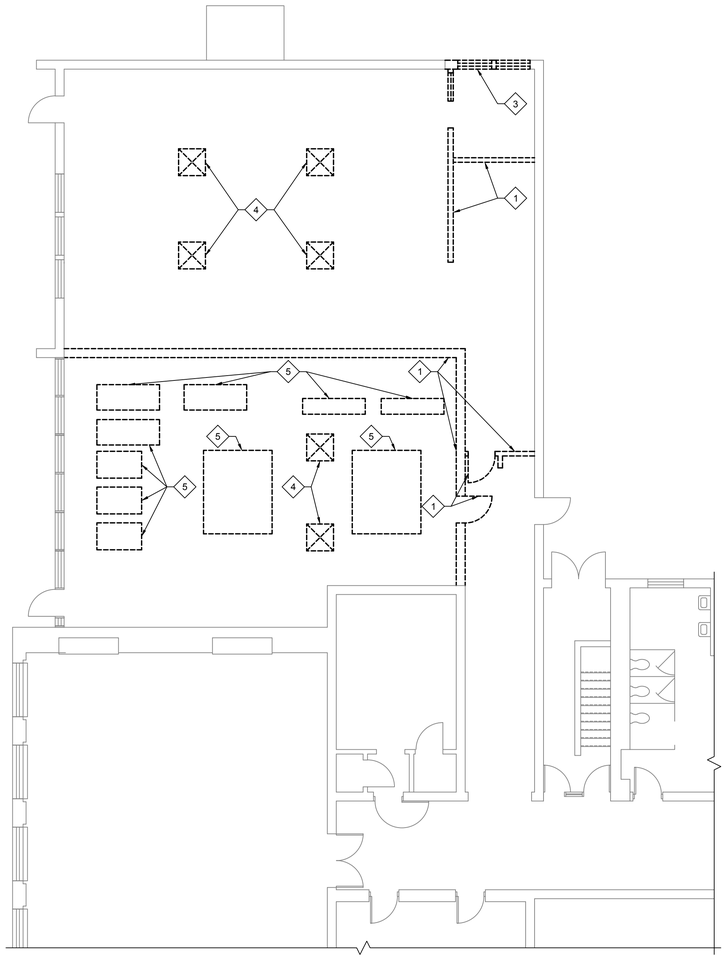

1 A2.05 STEAM LAB DEMOLITION PLAN
1/8" = 1'-0"

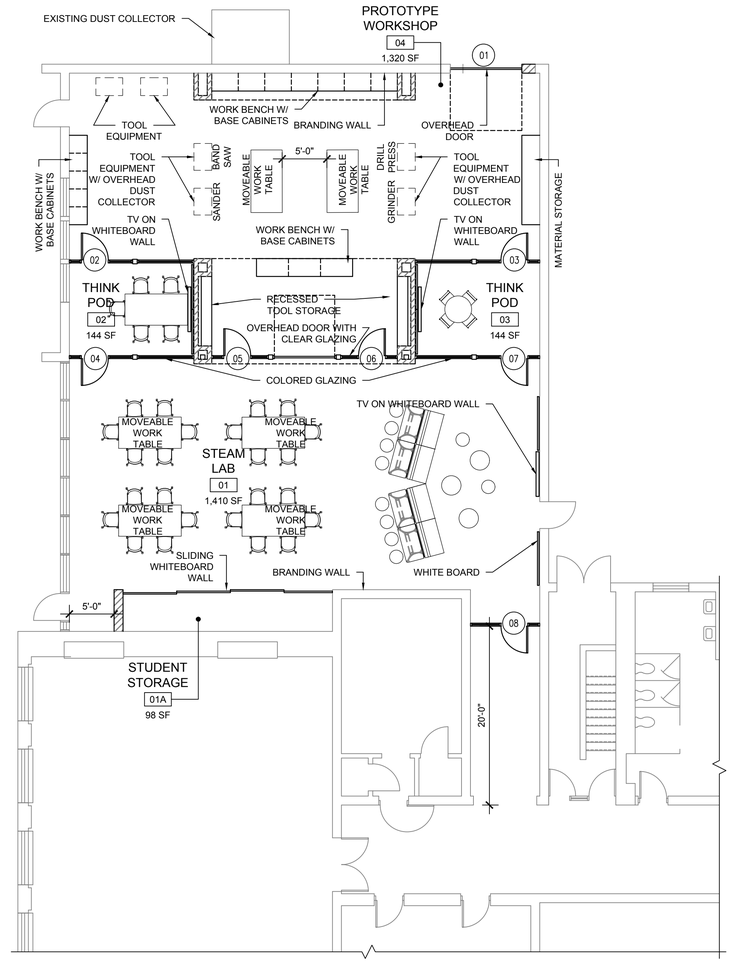

2 A2.05 STEAM LAB PROPOSED PLAN
1/8" = 1'-0"

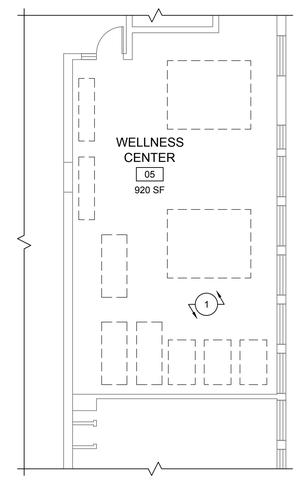

3 A2.05 WELLNESS CENTER PROPOSED PLAN
1/8" = 1'-0"

ENLARGED PLANS

DEMOLITION LEGEND

SYMBOL	DESCRIPTION
	EXISTING DOOR TO REMAIN
	EXISTING DOOR TO BE REMOVED
	EXISTING WALL TO REMAIN
	EXISTING WALL TO BE REMOVED
	EXISTING OBJECT TO BE REMOVED
#	DEMOLITION NOTE

DEMOLITION NOTES

DEMOLITION NOTES
1 REMOVE & DISCARD EXISTING WALLS.
2 REMOVE & DISCARD EXISTING DOOR, FRAME & HARDWARE.
3 REMOVE & DISCARD EXISTING WINDOW.
4 REMOVE & DISCARD EXISTING SKYLIGHT. PATCH AND AREA FOR NEW ROOF INSTALLATION.
5 REMOVE AND RELOCATE EXISTING WELLNESS CENTER EQUIPMENT.

PROPOSED LEGEND

SYMBOL	DESCRIPTION
X	PARTITION TYPE - SEE SHEET XX.XX FOR ADDITIONAL INFORMATION
XX	DOOR TYPE - REFER TO DOOR SCHEDULE FOR ADDITIONAL INFORMATION
XX	WINDOW TYPE - REFER TO WINDOW SCHEDULE FOR ADDITIONAL INFORMATION
	NEW CONSTRUCTION
	EXISTING WALLS TO REMAIN
#	PROPOSED NOTE

PROPOSED NOTES

PROPOSED FLOOR PLAN NOTES

1 RELOCATED EXISTING WELLNESS CENTER EQUIPMENT.

GENERAL NOTES

1. CONTRACTOR SHALL INSTALL THROUGH-PENETRATION FIRESTOPS, DRAFT-STOPS, FIRE CAULKING, ETC. AS REQUIRED AT ALL ROOF/WALL PENETRATIONS TO ENSURE THE STRUCTURAL INTEGRITY AND CONT. FIRE RATING OF THE ASSEMBLY.
2. ALL DIMENSIONS ARE FROM FACE OF FINISH MATERIALS, AND REPRESENT CLEAR AREA.
3. CONTRACTOR SHALL FIELD VERIFY ALL EXISTING AND PROPOSED DIMENSIONS PRIOR TO INSTALLATION/CONSTRUCTION.

FURNITURE/ EQUIPMENT SCHEDULE

PROPOSED STEAM LAB

GROSS AREA:
#01 @ 1410 SF
OCCUPANCY: 24 STUDENTS / 1 TEACHER
25 X 20 SF / OCCUPANT = 500.00 SF

FURNITURE EQUIPMENT

ITEM	SIZE (DXW)	QUANTITY	SF/UNIT	TOTAL SF
A. CIRCLE TABLE	2'-2" X 2'-2"	3	4.70	14.10
B. MOVABLE WORK TABLE	7'-0" X 3'-6"	4	24.50	98.00
C. WORK CHAIR	2'-0" X 2'-0"	24	4.00	96.00
D. LOUNGE BENCH	8'-0" X 2'-3"	2	18.00	36.00
E. LEARNING TABLE	2'-0" X 8'-0"	2	16.00	32.00
F. CIRCLE CHAIR	1'-6" X 1'-6"	10	2.25	22.50

TOTAL = 298.60 SF

TOTAL AREA REQUIRED: 798.6 SF
1410 SF > 798.6 SF

PROPOSED PROTOTYPE WORKSHOP

GROSS AREA:
#04 @ 1320 SF
OCCUPANCY: 24 STUDENTS / 1 TEACHER
25 X 20 SF / OCCUPANT = 500.00 SF

FURNITURE EQUIPMENT

ITEM	SIZE (DXW)	QUANTITY	SF/UNIT	TOTAL SF
A. WORK BENCH	41'-6" X 2'-0"	1	83.0	83
B. MOVABLE WORK TABLE	7'-0" X 3'-6"	2	24.5'	49
C. SANDER	3'-0" X 2'-0"	1	6.0	6.0
D. BAND SAW	3'-0" X 2'-0"	1	6.0	6.0
E. DRILL PRESS	3'-0" X 2'-0"	1	6.0	6.0
F. GRINDER	3'-0" X 2'-0"	1	6.0	6.0
G. MATERIAL STORAGE	2'-0" X 10'-0"	1	20.0	20

TOTAL = 176 SF

TOTAL AREA REQUIRED: 676 SF
1320 SF > 676 SF

PROPOSED WELLNESS CENTER

GROSS AREA:
#05 @ 920 SF
OCCUPANCY: 24 STUDENTS / 1 TEACHER
25 X 20 SF / OCCUPANT = 500.00 SF

FURNITURE EQUIPMENT

ITEM	SIZE (DXW)	QUANTITY	SF/UNIT	TOTAL SF
A. TREADMILL	5'-0" X 3'-0"	3	15.0	45
B. ELLIPTICAL	7'-0" X 2'-10"	3	19.83	59.5
C. ROWING MACHINE	7'-0" X 1'-9"	2	12.3	24.6
D. CIRCUIT MACHINE	9'-4" X 7'-8"	1	71.6	6.0
E. WRESTLING MATT	9'-4" X 7'-8"	1	71.6	6.0

TOTAL = 141.1 SF

TOTAL AREA REQUIRED: 641.1 SF
920 SF > 641.1 SF

NJ Certificate of Authorization	
Eng'r. Nos.	24GA27937500
Arch. Nos.	21AC00012400
Date	05/24/19
Checked	AR
Drawn	KR

KENNETH H. KARLE, R.A.
Title REGISTERED ARCHITECT
License No. NJ21AI00890600

Revisions:

LAN ASSOCIATES
engineering • planning • architecture • surveying
445 GODWIN AVENUE, MIDLAND PARK, N.J. 07432 (201)447-6400

ENLARGED PLANS
RENOVATIONS AND ALTERATIONS TO
RIDGEDALE MIDDLE SCHOOL
FLORHAM PARK BOARD OF EDUCATION
FLORHAM PARK, MORRIS COUNTY, NJ

State Project#: 1530-030-19-3000

Job No. 2.2750.39.03
File No. 27503903A205

A2.05

\\lan-nj.com\projects\200-45\2700-2799\2750\2750.39.03\Cad\Dwgs\27503903_A205.dwg 5/24/2019 1:23:39 PM

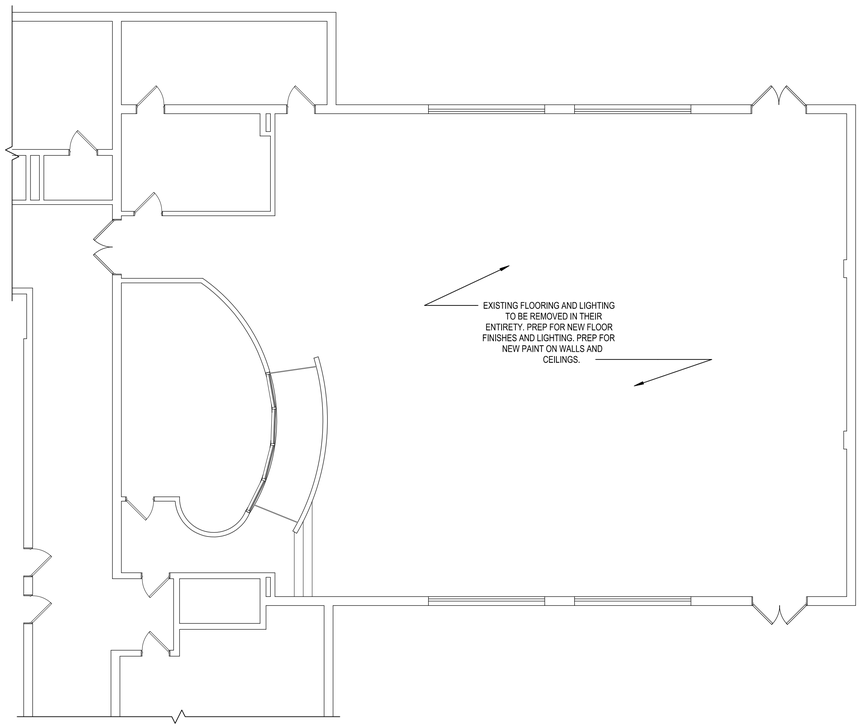

1 A2.05 DEMOLITION ENLARGED PLAN

1/8" = 1'-0"

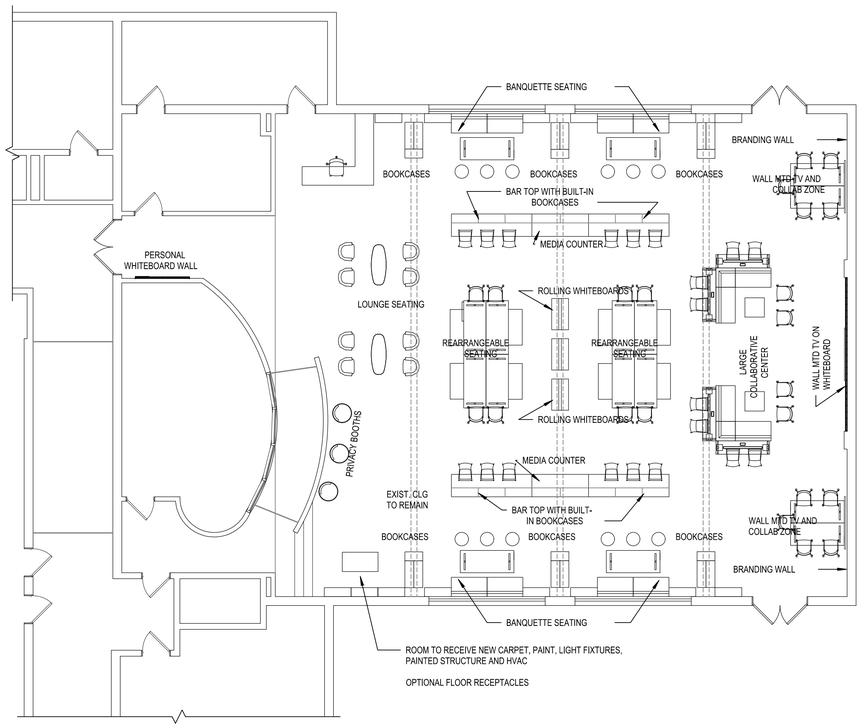

2 A2.05 PROPOSED ENLARGED PLAN

1/8" = 1'-0"

ENLARGED MEDIA CENTER PLANS

GENERAL NOTES

1. CONTRACTOR SHALL INSTALL THROUGH-PENETRATION FIRESTOPS, DRAFT-STOPS, FIRE CAULKING, ETC. AS REQUIRED AT ALL ROOF/WALL PENETRATIONS TO ENSURE THE STRUCTURAL INTEGRITY AND CONT. FIRE RATING OF THE ASSEMBLY.
2. ALL DIMENSIONS ARE FROM FACE OF FINISH MATERIALS, AND REPRESENT CLEAR AREA.
3. CONTRACTOR SHALL FIELD VERIFY ALL EXISTING AND PROPOSED DIMENSIONS PRIOR TO INSTALLATION/CONSTRUCTION.

FURNITURE/ EQUIPMENT SCHEDULE

STUDENT COMMONS #101

STUDENT COMMONS #101 @ 3901 SF
OCCUPANCY: 48 STUDENTS / 2 TEACHER/ 1 MEDIA SPECIALIST
51 X 20 SF/ OCCUPANT = 1020

FURNITURE EQUIPMENT:

ITEM	SIZE (DXW)	QUANTITY	SF/UNIT	TOTAL SF
A. STUDENT LOW CHAIR	1.33 X 1.33	22	1.77	38.94
B. STUDENT HIGH CHAIR	1.33 X 1.33	20	1.77	35.4
C. STUDENT LOUNGE CHAIR	1.33 X 1.33	8	1.77	14.16
D. STUDENT CIRCULAR CHAIR	1.33 X 1.33	12	1.77	21.24
E. PRIVACY BOOTH	1.50 X 1.50	5	2.25	11.25
F. BANQUETTE SEATING	2.25 X 8.00	6	18.00	108.00
G. L SHAPE LOUNGE SEATING	6.00 X 6.00	2	22.00	44.00
H. STUDENT TABLE	6.50 X 2.00	16	13.00	208
I. ROLLING WHITEBOARD	2.00 X 3.50	3	7	21.00
J. STUDENT TABLE SQUARE	2.00 X 2.00	2	4.00	8.00
K. BUILT-IN BAR	2.50 X 24.50	2	61.25	122.50
L. TEACHER CHAIR	1.50 X 1.50	2	2.25	4.50
M. MEDIA SPECIALIST DESK	9.00 X 12.00	1	40.00	40.00
N. BOOKCASES	1.00 X 3.00	34	3.00	102.00
				TOTAL = 778.99 SF

TOTAL AREA REQUIRED: 1798.99 SF
#101 = 3901 SF > 1798.99 SF

DEMOLITION LEGEND

SYMBOL	DESCRIPTION
	EXISTING DOOR TO REMAIN
	EXISTING DOOR TO BE REMOVED
	EXISTING WALL TO REMAIN
	EXISTING WALL TO BE REMOVED
	EXISTING OBJECT TO BE REMOVED
#	DEMOLITION NOTE

PROPOSED LEGEND

SYMBOL	DESCRIPTION
X	PARTITION TYPE - SEE SHEET XX.XX FOR ADDITIONAL INFORMATION
XX	DOOR TYPE - REFER TO DOOR SCHEDULE FOR ADDITIONAL INFORMATION
XX	WINDOW TYPE - REFER TO WINDOW SCHEDULE FOR ADDITIONAL INFORMATION
	NEW CONSTRUCTION
	EXISTING WALLS TO REMAIN
#	PROPOSED NOTE

NJ Certificate of Authorization	
Eng'r. Nos.	24GA27937500
Arch. Nos.	21AC00012400
Date	05/24/19
Checked	AR
Drawn	KR

KENNETH H. KARLE, R.A.
Title REGISTERED ARCHITECT
License No. NJ21AI00890600

Revisions:

State Project#: 1530-030-19-3000

LAN ASSOCIATES
engineering • planning • architecture • surveying
445 GODWIN AVENUE, MIDLAND PARK, N.J. 07432 (201)447-6400

ENLARGED MEDIA CENTER PLANS
RENOVATIONS AND ALTERATIONS TO
RIDGEDALE MIDDLE SCHOOL
FLORHAM PARK BOARD OF EDUCATION
FLORHAM PARK, MORRIS COUNTY, NJ

Job No. 2.2750.39.03
File No. 27503903A206

A2.06

\\lan-nj.com\projects\200-AE\2700-2799\2750\2750.39.03\Cad\Dwgs\27503903_A206.dwg 5/24/2019 1:24:31 PM

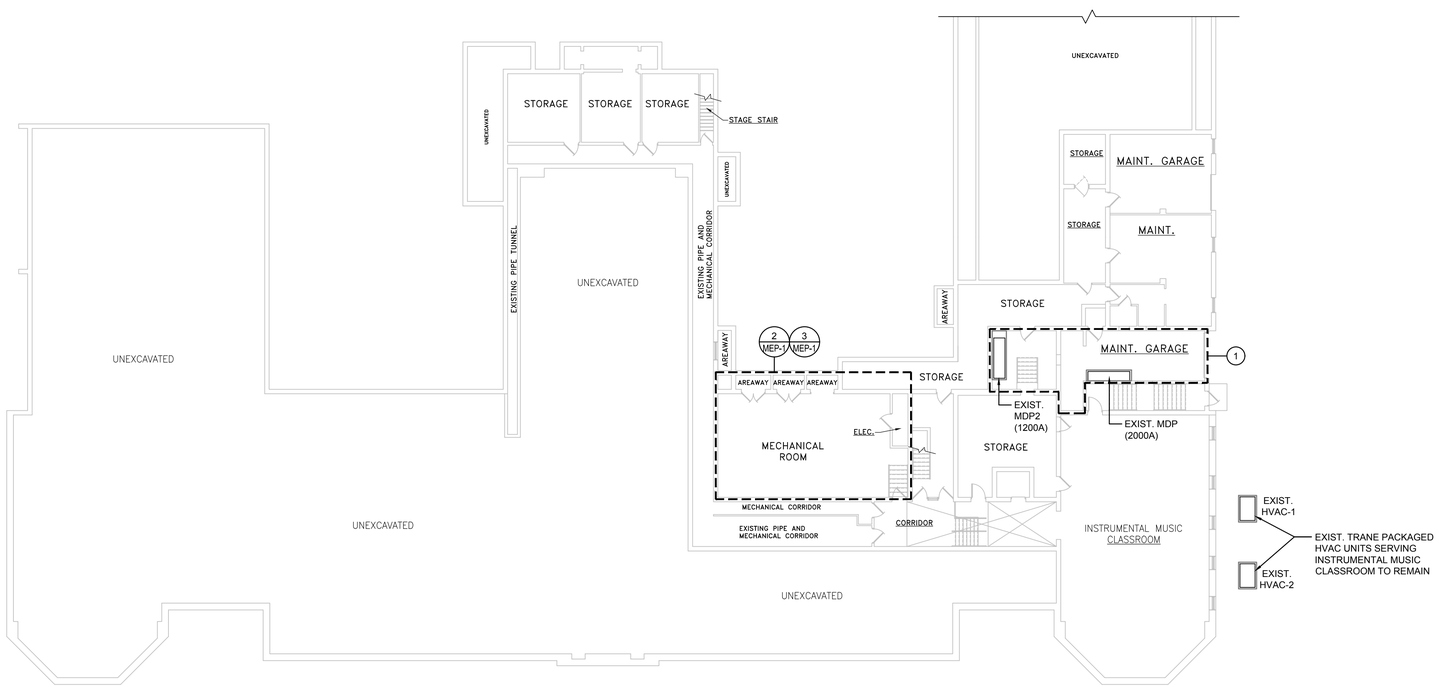

1 MEP-1 BASEMENT MEP PLAN

1/16" = 1'-0"

NORTH

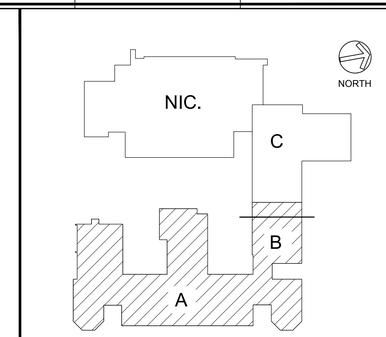

OVERALL KEY PLAN

ITEM #	SCOPE OF WORK SUMMARY
1	EXIST. ELECTRICAL SERVICE TO BE UPGRADED TO ACCOMMODATE NEW HVAC SYSTEMS.

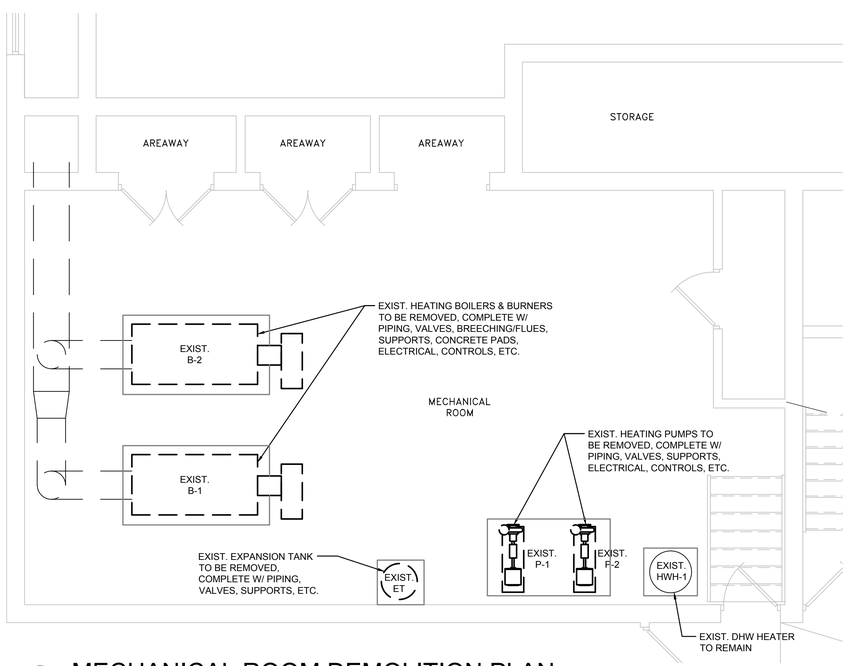

2 MEP-1 MECHANICAL ROOM DEMOLITION PLAN

1/4" = 1'-0"

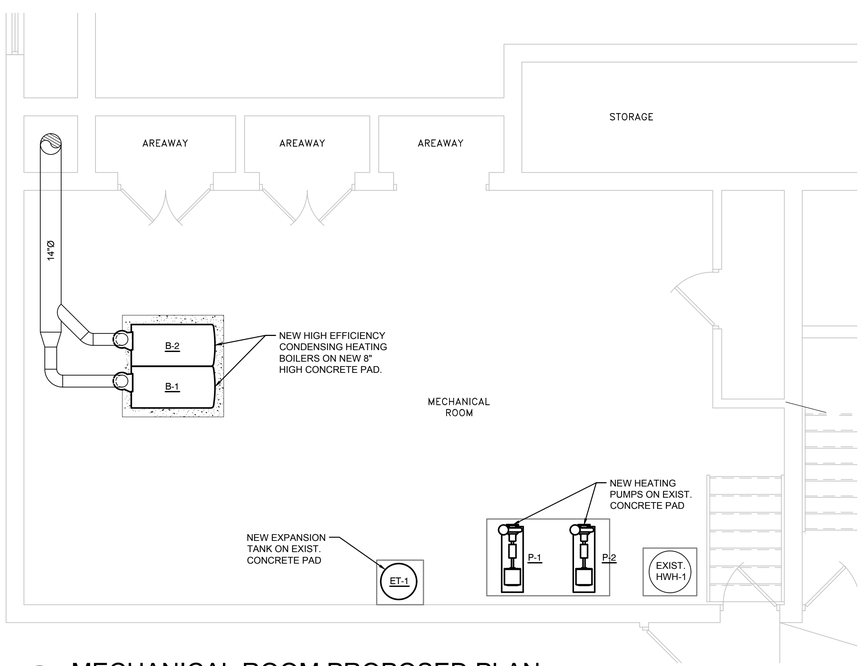

3 MEP-1 MECHANICAL ROOM PROPOSED PLAN

1/4" = 1'-0"

NJ Certificate of Authorization	
Eng'r. Nos.	24GA27937500
Arch. Nos.	21AC00012400
Date	05/24/19
Checked	SS
Drawn	AL/IM

KENNETH H. KARLE, R.A.
Title REGISTERED ARCHITECT License No. NJ21AI00890600

Revisions:

State Project#: 1530-030-19-3000

LAN ASSOCIATES
engineering • planning • architecture • surveying
445 GODWIN AVENUE, MIDLAND PARK, N.J. 07432 (201)447-6400

BASEMENT MEP PLANS
RENOVATIONS AND ALTERATIONS TO RIDGEDALE MIDDLE SCHOOL
FLORHAM PARK BOARD OF EDUCATION
FLORHAM PARK, MORRIS COUNTY, NJ

Job No. 2.2750.39.03
File No. 27503903M201

MEP-1

F:\200-AE\2700-2799\2750\2750.39.03\Cad\Dwgs\27503903M201.dwg 5/9/2019 9:33:22 AM

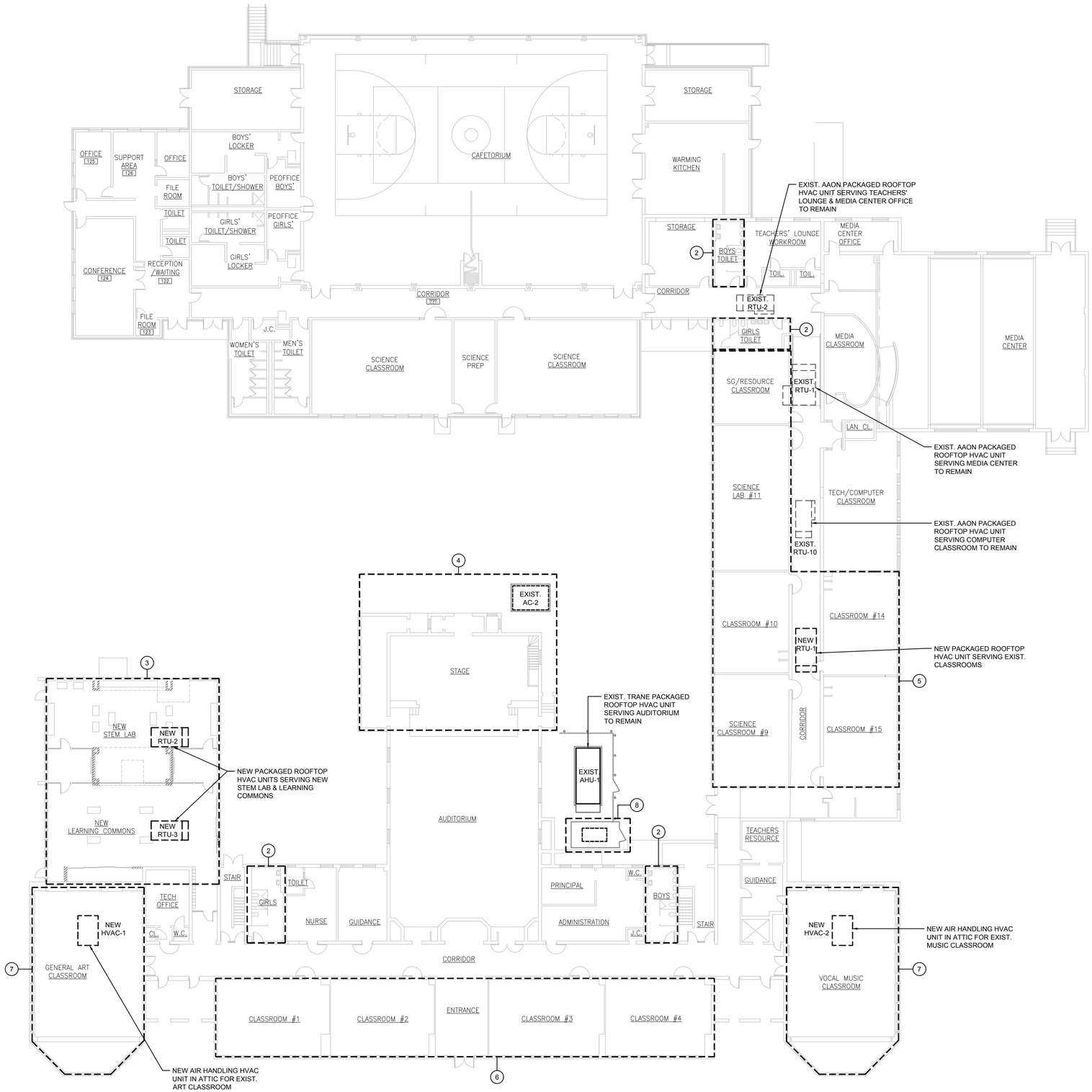

1 MEP-2 GROUND FLOOR MEP PLAN

1/16" = 1'-0"

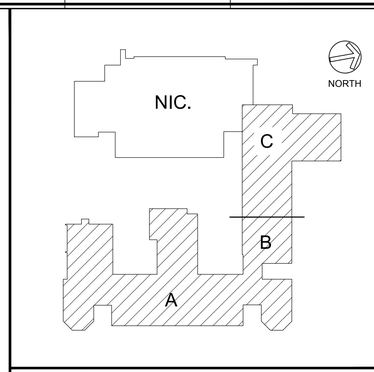

OVERALL KEY PLAN

ITEM #	SCOPE OF WORK SUMMARY
2	EXIST. TOILET ROOMS: EXIST. TOILET ROOMS TO BE UPGRADED, COMPLETE W/ NEW PLUMBING FIXTURES, PIPING, ETC.
3	NEW STEM LAB/LEARNING COMMONS: EXIST. HV SYSTEM TO BE REPLACED W/ NEW HVAC SYSTEM, COMPLETE W/ NEW PACKAGED ROOFTOP HVAC UNITS, DUCTWORK AIR DISTRIBUTION, DDC CONTROLS, ETC.
4	EXIST. STAGE: EXIST. PACKAGED OUTDOOR HVAC UNIT TO BE REPLACED W/ NEW , COMPLETE W/ NEW DDC CONTROLS, ETC.
5	EXIST. CLASSROOMS: EXIST. HV SYSTEM TO BE REPLACED W/ NEW HVAC SYSTEM, COMPLETE W/ NEW PACKAGED ROOOFTOP UNIT, VAV BOXES, DUCTWORK AIR DISTRIBUTION, DDC CONTROLS, ETC.
6	EXIST. CLASSROOMS: EXIST. HV SYSTEM TO BE REPLACED W/ NEW HVAC SYSTEM, COMPLETE W/ NEW AIR HANDLING HVAC UNIT IN ATTIC, AIR-COOLED CONDENSING UNITS ON ROOF, VAV BOXES, DUCTWORK AIR DISTRIBUTION, DDC CONTROLS, ETC.
7	EXIST. ART/MUSIC CLASSROOMS: EXIST. HV SYSTEM TO BE REPLACED W/ NEW HVAC SYSTEM, COMPLETE W/ NEW AIR HANDLING HVAC UNIT IN ATTIC, AIR-COOLED CONDENSING UNIT ON ROOF, DUCTWORK AIR DISTRIBUTION, DDC CONTROLS, ETC.
8	EXIST. EMERGENCY GENERATOR TO BE REPLACED W/ NEW.

NJ Certificate of Authorization	
Eng'r. Nos.	24GA27937500
Arch. Nos.	21AC00012400
Date	05/24/19
Checked	SS
Drawn	AL/IM

KENNETH H. KARLE, R.A.
Title REGISTERED ARCHITECT License No. NJ21AI00890600

Revisions:

LAN ASSOCIATES
engineering • planning • architecture • surveying
445 GODWIN AVENUE, MIDLAND PARK, N.J. 07432 (201)447-6400

GROUND FLLOOR MEP PLAN
RENOVATIONS AND ALTERATIONS TO RIDGEDALE MIDDLE SCHOOL
FLORHAM PARK BOARD OF EDUCATION
FLORHAM PARK, MORRIS COUNTY, NJ

State Project#: 1530-030-19-3000

Job No. 2.2750.39.03
File No. 27503903M201

MEP-2

F:\200-AE\2700-2799\2750\2750.39.03\Cad\Dwgs\27503903M201.dwg 5/9/2019 9:32:34 AM

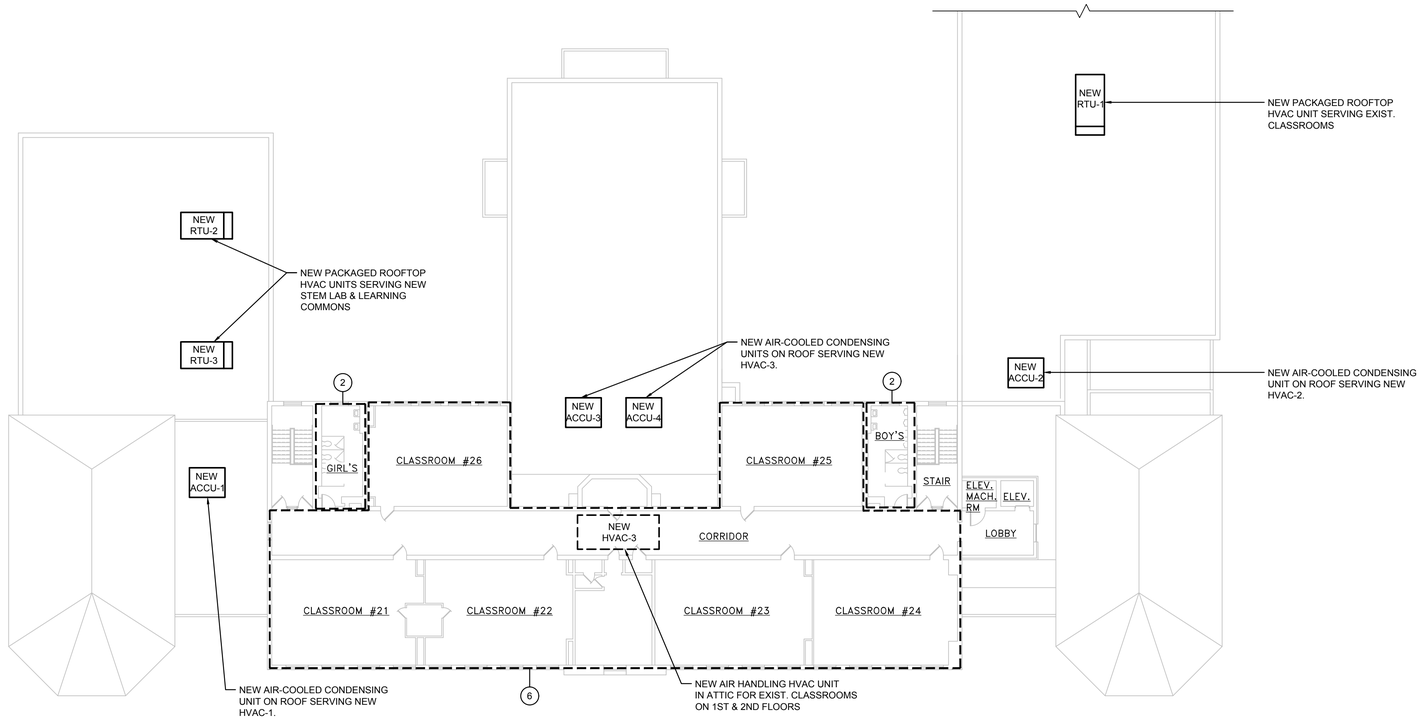

1 MEP-3 SECOND FLOOR MEP PLAN

1/16" = 1'-0"

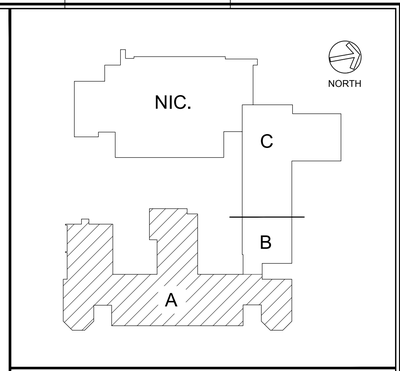

OVERALL KEY PLAN

ITEM #	SCOPE OF WORK SUMMARY
2	EXIST. TOILET ROOMS: EXIST. TOILET ROOMS TO BE UPGRADED, COMPLETE W/ NEW PLUMBING FIXTURES, PIPING, ETC.
6	EXIST. CLASSROOMS: EXIST. HV SYSTEM TO BE REPLACED W/ NEW HVAC SYSTEM, COMPLETE W/ NEW AIR HANDLING HVAC UNIT IN ATTIC, AIR-COOLED CONDENSING UNITS, VAV BOXES, DUCTWORK AIR DISTRIBUTION, DDC CONTROLS, ETC.

NJ Certificate of Authorization	
Eng'r. Nos.	24GA27937500
Arch. Nos.	21AC00012400
Date	05/24/19
Checked	SS
Drawn	AL/IM

KENNETH H. KARLE, R.A.
Title REGISTERED ARCHITECT License No. NJ21AI00890600

Revisions:

State Project#: 1530-030-19-3000

LAN ASSOCIATES
engineering • planning • architecture • surveying
445 GODWIN AVENUE, MIDLAND PARK, N.J. 07432 (201)447-6400

SECOND FLLOOR MEP PLAN
RENOVATIONS AND ALTERATIONS TO RIDGEDALE MIDDLE SCHOOL
FLORHAM PARK BOARD OF EDUCATION
FLORHAM PARK, MORRIS COUNTY, NJ

Job No. 2.2750.39.03
File No. 27503903M201

MEP-3

P:\200-AE\2700-2799\2750\2750.39.03\Cad\Dwgs\27503903M201.dwg 5/9/2019 9:32:45 AM